



Relays, Contactors & Switches > Switches > DIP & SIP Switches



DIP & SIP Switch Product Type: **Switch**

DIP & SIP Switch Contact Mating Area Plating Material: **Gold Flash**

DIP & SIP Switch Housing Color: **Black**

DIP & SIP Switch Housing Material: **Polyphenylene Sulfide (PPS)**

Auto-Insertable: **Yes**

Features

Product Type Features

DIP & SIP Switch Product Type	Switch
Sealed DIP & SIP Switch	No
DIP & SIP Switch Type	DIP
Actuator Style	Flush, Slide

Configuration Features

Number of Positions	10
Number of Switches	10
Configuration (Pole-Throw)	Single Pole - Single Throw

Electrical Characteristics

DIP & SIP Switch Voltage Rating	5 VDC
---------------------------------	-------

Body Features

Actuator Color	White
----------------	-------

Contact Features

	1.2 μ in
Solder Tail Contact Plating	Nickel
DIP & SIP Switch Contact Mating Area Plating Material	Gold Flash
Auto-Insertable	Yes
DIP & SIP Switch Contact Current Rating	1 A



Contact Base Material	Copper Alloy
-----------------------	--------------

Termination Features

Termination Style	Outside L
-------------------	-----------

Mechanical Attachment

DIP & SIP Switch Mounting Type	Surface Mount
--------------------------------	---------------

Housing Features

DIP & SIP Switch Housing Color	Black
--------------------------------	-------

DIP & SIP Switch Housing Material	Polyphenylene Sulfide (PPS)
-----------------------------------	-----------------------------

DIP & SIP Switch Centerline	2.54 mm[.1 in]
-----------------------------	----------------

Dimensions

Length	27.36 mm[1.078 in]
--------	--------------------

Height	3.5 mm[.138 in]
--------	-----------------

Usage Conditions

Operating Temperature Range	-30 – 85 °C
-----------------------------	-------------

Industry Standards

UL Flammability Rating	UL 94V-0
------------------------	----------

Packaging Features

Packaging Method	Tape & Reel
------------------	-------------

Packaging Quantity	15
--------------------	----

Product Compliance

[For compliance documentation, visit the product page on TE.com>](#)

EU RoHS Directive 2011/65/EU	Compliant
------------------------------	-----------

EU ELV Directive 2000/53/EC	Compliant
-----------------------------	-----------

China RoHS 2 Directive MIIT Order No 32, 2016	No Restricted Materials Above Threshold
---	---

EU REACH Regulation (EC) No. 1907/2006	Current ECHA Candidate List: JUN 2020 (209) Candidate List Declared Against: JUN 2020 (209) Does not contain REACH SVHC
--	---

Halogen Content	Not Low Halogen - contains Br or Cl > 900 ppm.
-----------------	--

Solder Process Capability	Reflow solder capable to 260°C
---------------------------	--------------------------------

Product Compliance Disclaimer

This information is provided based on reasonable inquiry of our suppliers and represents our current actual knowledge based on the information they provided. This information is subject to change. The part numbers that TE has identified as EU RoHS compliant have a maximum concentration of 0.1% by weight in homogenous materials for lead, hexavalent chromium, mercury, PBB, PBDE, DBP, BBP, DEHP, DIBP, and 0.01% for cadmium, or qualify for an exemption to these limits as defined in the Annexes of Directive 2011/65/EU (RoHS2). Finished electrical and electronic equipment products will be CE marked as required by Directive 2011/65/EU. Components may not be CE marked. Additionally, the part numbers that TE has identified as EU ELV compliant have a maximum concentration of 0.1% by weight in homogenous materials for lead, hexavalent chromium, and mercury, and 0.01% for cadmium, or qualify for an exemption to these limits as defined in the Annexes of Directive 2000/53/EC (ELV). Regarding the REACH Regulation, the information TE provides on SVHC in articles for this part number is based on the latest European Chemicals Agency (ECHA) 'Guidance on requirements for substances in articles' posted at this URL: <https://echa.europa.eu/guidance-documents/guidance-on-reach>

Compatible Parts



TE Model / Part # 1-1825059-3
 ADF04S04=DIP SWT,FLUSH,SMT-GW



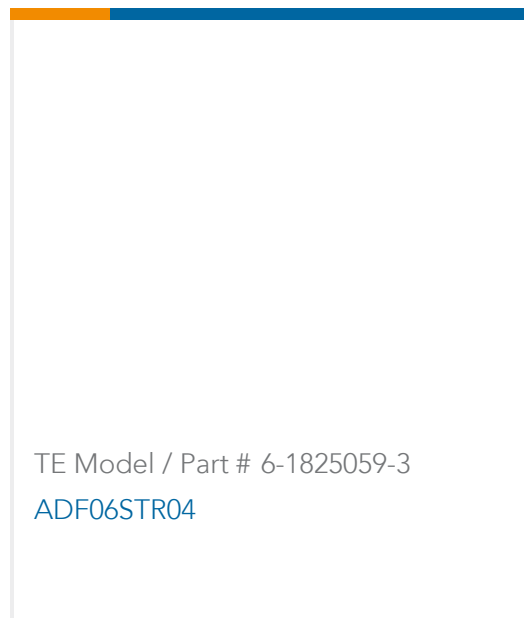
TE Model / Part # 4-1825059-2
 ADF08STTR04=DIP S,FLUSH,SMT-GW



TE Model / Part # 5-1825059-4
 ADF10STTR04=DIP S,FLUSH,SMT-GW



TE Model / Part # 1-1825059-8
 ADF04STTR04=DIP S,FLUSH,SMT-GW




TE Model / Part # 6-1825059-3
 ADF06STR04


Also in the Series | Alcoswitch DIP



DIP & SIP Switches(256)



Rotary Switches(34)



Switch Boots & Accessories(1)

Also in the Series | Alcoswitch DIP ADF



DIP & SIP Switches(49)


Customers Also Bought




TE Model / Part #20005838-00
820M1 Single Axis SMT
Accelerometers



TE Model / Part #2327671-1
RECEPT ASSY, RA, 84 POS, SLIVER 2.0



TE Model / Part #2-2314926-0
20P,2MM,B-B,REC,DRHZ,2.8,0.76AU,TR



TE Model / Part #2176401-1
3540 13K 1%



TE Model / Part #2842142-3
6P,2MM,BRK HDR,DRVT,SMD,0.1AU,
TR W/CAP




TE Model / Part #1-1775470-3
AMP HPI 2.0MM HEADERS



TE Model / Part #1676174-5
RN 0805 12K7 0.1% 10PPM CUT
LENGTH



TE Model / Part #1-2319747-5
TRI-STATE DIP 10P G RECESS SEAL
TUBE



TE Model / Part #7-1879617-5
H8 12K 1% 15PPM



TE Model / Part #6-2176365-9
RQ 0603 205R 0.1% 10PPM 1K RL

Documents

Product Drawings

[ADF10S04=DIP SWT,FLUSH,SMT-GW](#)

English

CAD Files

[3D PDF](#)

[3D](#)

Customer View Model

[ENG_CVM_CVM_4-1825059-9_A.2d_dxf.zip](#)



English

Customer View Model

[ENG_CVM_CVM_4-1825059-9_A.3d_igs.zip](#)

English

Customer View Model

[ENG_CVM_CVM_4-1825059-9_A.3d_stp.zip](#)

English

By downloading the CAD file I accept and agree to the [Terms and Conditions](#) of use.

Datasheets & Catalog Pages

[SWITCHES_CORE_PROGRAM_CATALOG](#)

English